

Monochromatic: Management through:

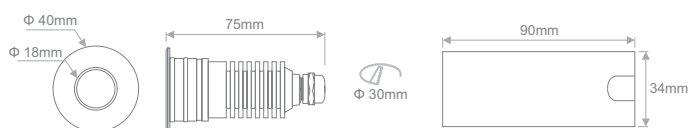
- DMX 512 controllers & converters 0-10V or 1-10V or simple push buttons.
- Wireless IR & RF control units.
- DALI Protocol devices.
- Housing: passivated aluminum
- Front cover: stainless steel 316
- Glass : Tempered glass T=4mm
- Mounting sleeve: passivated aluminum
- Cable gland: PG7 cooper with nickel coated
- Power cable: H05RN-F 2x0.75mm² L=1.5m
- PWM Dimmable
- IK Rate: 06
- Outdoor installation IP67
- Maximum load 320kgs



Code	No.LED	Colour*	Watt	Lumen	Colour Temperature	Dimensions	Diameter	Max. Kg	Voltage	Beam Angle**	IP	Features
LGR.090	1	COOL WHITE	3W	130lm	5600K	Φ40x75mm	40mm	1000Kg	12VDC	25°	IP67	Dimmable
LGR.091	1	WARM WHITE	3W	110lm	3000K	Φ40x75mm	40mm	1000Kg	12VDC	25°	IP67	Dimmable
LGR.133	1	WARM WHITE	3W	100lm	2700K	Φ40x75mm	40mm	1000Kg	12VDC	25°	IP67	Dimmable

*Other colours available upon request.

**Available in 10°, 40° & 60° degrees upon request.



ACC.005
Diffused glass (as extra)

Monochromatic: Management through:

- DMX 512 controllers & converters 0-10V or 1-10V or simple push buttons.
- Wireless IR & RF control units.
- DALI Protocol devices.
- Housing: passivated aluminum
- Front cover: stainless steel 316
- Glass : Tempered glass T=4mm
- Mounting sleeve: passivated aluminum
- Cable gland: PG7 cooper with nickel coated
- Power cable: H05RN-F 2x0.75mm² L=1.5m
- PWM Dimmable
- IK Rate: 06
- Outdoor installation IP67
- Maximum load 320kgs



Code	No.LED	Colour*	Watt	Lumen	Colour Temperature	Dimensions	Diameter	Max. Kg	Voltage	Beam Angle**	IP	
LGR.088	1	COOL WHITE	3W	130lm	5600K	54x40mm	40mm	1000Kg	12VDC	25°	IP67	Dimmable
LGR.089	1	WARM WHITE	3W	115lm	3000K	54x40mm	40mm	1000Kg	12VDC	25°	IP67	Dimmable
LGR.132	1	WARM WHITE	3W	110lm	2700K	54x40mm	40mm	1000Kg	12VDC	25°	IP67	Dimmable

*Other colours available upon request.

**Available in 10°, 40° & 60° degrees upon request.



ACC.004
Diffused glass (as extra)

MINIFLO

Exterior Inground, Recessed & Surface 

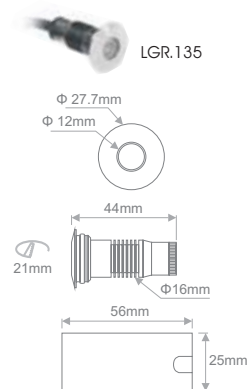
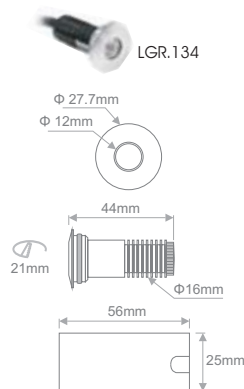
Monochromatic: Management through:

- DMX 512 controllers & converters 0-10V or 1-10V or simple push buttons.
- Wireless IR & RF control units.
- DALI Protocol devices.
- Stainless steel face AISI 316L & pure aluminium body, powder coated painted.
- Inground / ceiling recessed / wall recessed installation.
- Tempered glass.
- Dimmable
- IP67



CREE LEDs

Code	Model	No.LED	Colour*	LED Power	Lumen	Colour Temperature	Dimensions	Diameter	Max. Kg	Voltage	Beam**	IP	Dimmable
<i>Miniflo Round</i>													
LGR.092	Miniflo Round	1	COOL WHITE	1W	110lm	5600K	25x45mm	25mm	500Kg	12VDC	80°	IP67	Dimmable
											*Other colours available upon request.		
											**Available in 45° degrees upon request.		
LGR.134	Miniflo Round	1	WARM WHITE	1W	52lm	2700K	28x44mm	28mm	500Kg	12VDC	35°	IP67	Dimmable
LGR.135	Miniflo Round	1	WARM WHITE	1W	56lm	3000K	28x44mm	28mm	500Kg	12VDC	35°	IP67	Dimmable
											*Other colours available upon request.		
											**Available in 60° degrees upon request.		
<i>Miniflo Square</i>													
LGR.094	Miniflo Square	1	COOL WHITE	1W	110lm	5600K	25x45mm	25x25mm	500Kg	12VDC	80°	IP67	Dimmable
LGR.095	Miniflo Square	1	WARM WHITE	1W	83lm	3000K	25x45mm	25x25mm	500Kg	12VDC	80°	IP67	Dimmable
											*Other colours available upon request.		
											**Available in 45° degrees upon request.		



RGB: Management through:

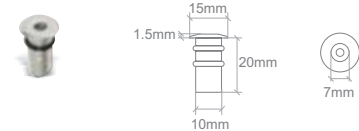
- DMX 512 controllers.
- Wireless IR & RF control units.
- DALI Protocol devices.

Monochromatic: Non-Dimmable.

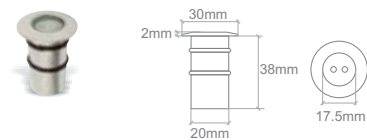
- Ideal for decorative lighting in stairs, columns etc.
- Can generate the effect of stars in the sky.
- Variety of dimensions, diameters, shapes, appearance.



Code	No.LED	Colour	Watt	Diameter	Voltage	IP
<i>MINI</i>						
<i>RGB (IN ONE CHIP)</i>						
LED.216 /CC	1	RGB	0.21W	15mm	5VDC	IP65
<i>MINI</i>						
<i>MONOCHROMATIC</i>						
LED.201	1	BLUE	0.12W	15mm	5VDC	IP65
LED.202	1	GREEN	0.12W	15mm	5VDC	IP65
LED.203	1	RED	0.12W	15mm	5VDC	IP65
LED.204	1	COOL WHITE	0.12W	15mm	5VDC	IP65
LED.205	1	AMBER	0.12W	15mm	5VDC	IP65
LED.217	1	WARM WHITE	0.12W	15mm	5VDC	IP65

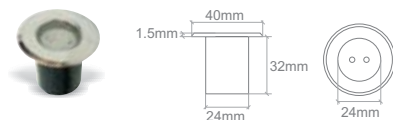


<i>MIDI</i>						
<i>MONOCHROMATIC</i>						
LED.206	2	BLUE	0.24W	30mm	12VAC	IP65
LED.207	2	GREEN	0.24W	30mm	12VAC	IP65
LED.208	2	RED	0.24W	30mm	12VAC	IP65
LED.209	2	COOL WHITE	0.24W	30mm	12VAC	IP65
LED.210	2	AMBER	0.24W	30mm	12VAC	IP65
LED.218	2	WARM WHITE	0.24W	30mm	12VAC	IP65



Transformer: TRF.002 / 50W

<i>DECO</i>						
<i>MONOCHROMATIC</i>						
LED.211	2	BLUE	0.24W	40mm	12VAC	IP65
LED.212	2	GREEN	0.24W	40mm	12VAC	IP65
LED.213	2	RED	0.24W	40mm	12VAC	IP65
LED.214	2	COOL WHITE	0.24W	40mm	12VAC	IP65
LED.215	2	AMBER	0.24W	40mm	12VAC	IP65
LED.219	2	WARM WHITE	0.24W	40mm	12VAC	IP65



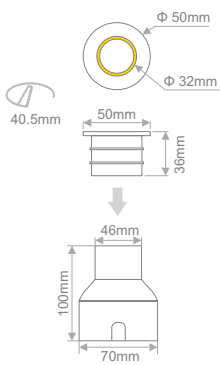
Transformer: TRF.002 / 50W

- Impressive lighting decoration.
- Inground luminaire.



LIGHTSOURCE BY
OSRAM

Code	Colour Temperature	Watt	Colour Rendering	Dimensions	Diameter	Current	IP
LGR.117	3000K	1W	CRI 80	Φ50x36mm	50mm	350mA	IP65



BETTINA 1 + BETTINA 2

- Housing: aluminum
- Front cover: Stainless steel 316
- Power cable: HD5RN-F 2x0.75mm² L=1.5m
- Outdoor installation: IP67
- Maximum load 2000kgs



Code	Model	Description*	No.LED	Watt	Lumen	Colour**	Dimensions	Diameter	Voltage	IP
------	-------	--------------	--------	------	-------	----------	------------	----------	---------	----

BETTINA 1 Way

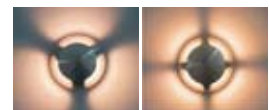
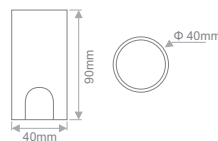

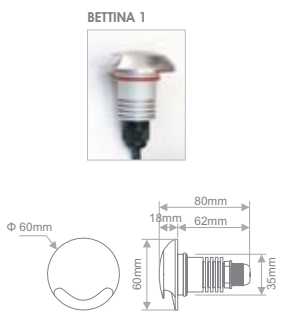
LGR.096	BETTINA 1 CW	1 way	1	3W	100lm	COOL WHITE	80x60mm	60mm	12VDC	IP67
LGR.097	BETTINA 1 WW	1 way	1	3W	90lm	WARM WHITE	80x60mm	60mm	12VDC	IP67

*Available 3-ways or 4-ways open upon request
**Other colours available upon request.

BETTINA 2 Way

LGR.098	BETTINA 2 CW	2 way	1	3W	100lm	COOL WHITE	80x60mm	60mm	12VDC	IP67
LGR.099	BETTINA 2 WW	2 way	1	3W	90lm	WARM WHITE	80x60mm	60mm	12VDC	IP67

*Available 3-ways or 4-ways open upon request
**Other colours available upon request.




*Available 3-ways or 4-ways open upon request

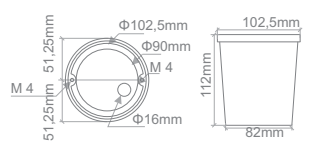
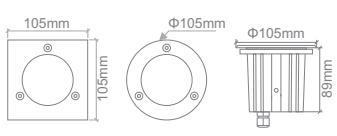
AKITA G

Exterior Inground, Recessed & Surface 

- Stainless steel face.
- Die-cast aluminium body.
- Outdoor installation IP65



Code	Colour	Lamp	Maximum Consumption	Dimensions	IP 
<i>Round</i>					
LGR.031	STAINLESS STEEL FACE	MR16	35W	105x104mm	IP65
LGR.041	STAINLESS STEEL FACE	GU10	35W	105x104mm	IP65
<i>Square</i>					
LGR.039	STAINLESS STEEL FACE	MR16	35W	105x104mm	IP65
LGR.040	STAINLESS STEEL FACE	GU10	35W	105x104mm	IP65



ACC.031
RECESSED HOUSING BOX

- Housing: Stainless steel 316
- Power cable : H05RN-F 2x0.75mm²=0.3m
- Outdoor installation: IP65
- Mounting Box material: PVC
- IK Rate: 10
- Non Dimmable



Code	No.LED	Colour*	CRI	Lumen	Watt	Dimensions	Voltage	Beam Angle	IP
------	--------	---------	-----	-------	------	------------	---------	------------	----

ROUND MONOCHROMATIC

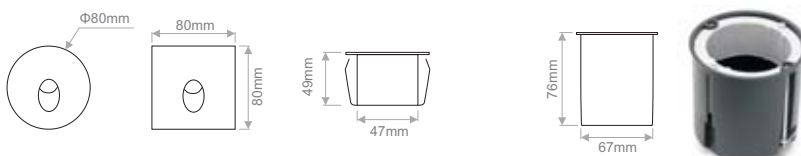
ALW.030	1	COOL WHITE	70	34lm	1.7W	Φ80x49mm	24VDC	80°	IP65
ALW.031	1	WARM WHITE	70	31lm	1.7W	Φ80x49mm	24VDC	80°	IP65

*Available in other colours upon request.

SQUARE MONOCHROMATIC

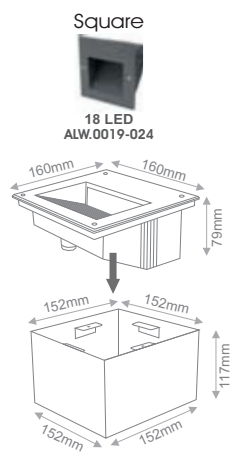
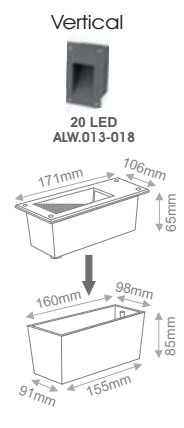
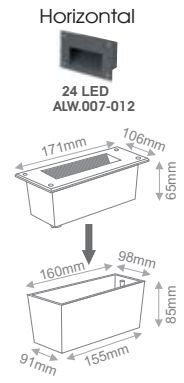
ALW.032	1	COOL WHITE	70	34lm	1.7W	80x80x49mm	24VDC	80°	IP65
ALW.033	1	WARM WHITE	70	31lm	1.7W	80x80x49mm	24VDC	80°	IP65

*Available in other colours upon request.



- Housing: Die-cast powder coated aluminium
- Power cable : H05RN-F 3x1.00mm² L=0.5m
- Cable gland: PG7 cooper with nickel coated
- Outdoor installation: IP65
- IK Rate: 10
- Non Dimmable
- Luminaire colour: Dark grey

Exterior Inground, Recessed & Surface 



Code	No.LED	Colour	Lumen	CRI	Watt	Voltage	Beam Angle	IP
------	--------	--------	-------	-----	------	---------	------------	----

Horizontal

with plastic box

ALW.007	24	COOL WHITE	80lm	70	3W	230VAC	120°	IP65
ALW.008	24	WARM WHITE	68lm	70	3W	230VAC	120°	IP65
ALW.009	24	GREEN	-	-	1.4W	230VAC	120°	IP65
ALW.010	24	RED	-	-	1W	230VAC	120°	IP65
ALW.011	24	AMBER	-	-	1W	230VAC	120°	IP65
ALW.012	24	BLUE	-	-	1.4W	230VAC	120°	IP65

Vertical

with plastic box

ALW.013	20	COOL WHITE	66lm	70	2.9W	230VAC	120°	IP65
ALW.014	20	WARM WHITE	53lm	70	2.9W	230VAC	120°	IP65
ALW.015	20	GREEN	-	-	1.5W	230VAC	120°	IP65
ALW.016	20	RED	-	-	1.1W	230VAC	120°	IP65
ALW.017	20	AMBER	-	-	1.1W	230VAC	120°	IP65
ALW.018	20	BLUE	-	-	1.5W	230VAC	120°	IP65

Square

with zinc-coated steel box

ALW.019	18	COOL WHITE	59lm	70	2W	230VAC	120°	IP65
ALW.020	18	WARM WHITE	48lm	70	2W	230VAC	120°	IP65
ALW.021	18	GREEN	-	-	1.6W	230VAC	120°	IP65
ALW.022	18	RED	-	-	1.3W	230VAC	120°	IP65
ALW.023	18	AMBER	-	-	1.3W	230VAC	120°	IP65
ALW.024	18	BLUE	-	-	1.6W	230VAC	120°	IP65



Exterior Inground, Recessed & Surface

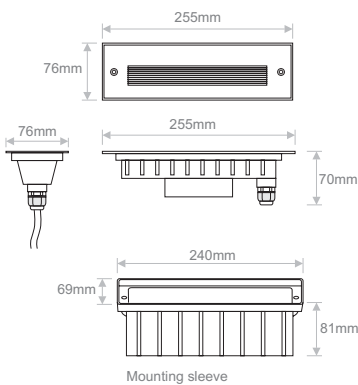
COMA SLIM

- Housing: Die-cast powder coated aluminum
- Front cover: Die-cast powder coated aluminum
- Glass : PC T=3mm
- Cable gland: IP-68 PG-9 PVC
- Power cable : H05RN-F 2x1.0mm² L=0.5m
- IK Rate: 10
- Outdoor installation: IP65
- Non dimmable
- Luminaire colour: Dark grey



Code	No.LED	Colour*	Watt	Voltage		IP
ALW.037	15	WARM WHITE	6W	230VAC	120°	IP65

* Also available in COOL WHITE

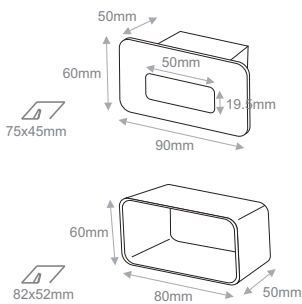




Model	Colour Temperature*	Watt	Luminaire LED Lumen	Luminaire Colour**	Voltage	Dimensions	IP 
CANOVA	WARM WHITE	3W	170lm	White	230VAC	55x55x78mm	IP65

* Available in COOL WHITE upon request

** Housing also available in Black or Brown colour upon request



LEROS SERIES

Exterior Inground, Recessed & Surface 

Monochromatic: Non-Dimmable

- Housing: Die-cast powder coated aluminum
- Glass : PC T=6mm
- Power cable : H05RN-F 3x1.0mm² L= 0.3m
- IK Rate: 06
- Outdoor installation: IP65
- Luminaire colour: Grey



ALW.034 (2 Way)



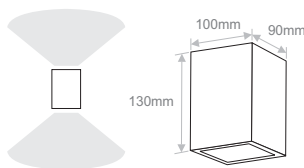
ALW.035 (1 Way)

LIGHTSOURCE BY
NICHIA

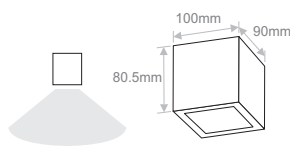
Code	Model	No.LED	Colour*	Watt	Lumen	Voltage	Colour of fitting	∠**	IP
<i>2 WAY</i>									
ALW.034	Leros 2 Way	2x6W	WARM WHITE	15.6W	2x651lm	240VAC	Mat Grey	25°	IP65
<i>1 WAY</i>									
ALW.035	Leros 1 Way	1x6W	WARM WHITE	7.8W	651lm	240VAC	Mat Grey	25°	IP65

*Available in other CCT upon request
 **Available in 18° and 40° upon request
 Also available with asymmetric up/down lenses upon request.

ALW.034
2 Way



ALW.035
1 Way





Exterior Inground, Recessed & Surface

DORIS

- Housing: Aluminium (powder painted)
- Outdoor installation: IP54
- 2-3 SDCM
- L70/B50 50.000h



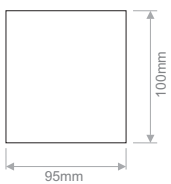
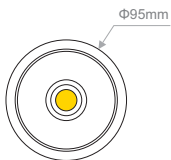
LIGHTSOURCE BY
bridgelux

Model	Colour Temperature - LED Lumen	Type	Colour Rendering	Beam Angle	Colour	Dimming Option
DORIS 15W (DORIS 15)	(27B1230) 2700K - 1230lm	(FX) Fixed	(90) 90	(32) 32°	(WH) White	(TD) 230VAC Trailing Edge Dimmable
	(30B1340) 3000K - 1340lm					
	(35B1420) 3500K - 1420lm					
	(40B1500) 4000K - 1500lm					
	(50B1680) 5000K - 1680lm					
	(56B1680) 5600K - 1680lm					

- Also available in Black colour upon request

Ordering Code Example:

DORIS - 27B1230 - FX - 80 - 32 - WH - TD





ARYN + ROLLER

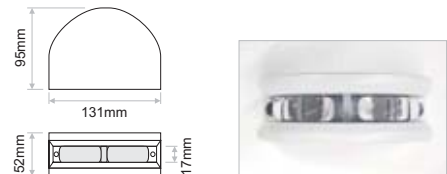
Exterior Inground, Recessed & Surface 



- CREE-xpe LED
- Non-dimmable



Code	Model	Watt	Colour Temperature*	Voltage		IP 
ALE.077	ARYN	9W	3000K	230VAC	180°	IP65

*Available in other CCT upon request



Code	Model	Watt	Colour Temperature*	Voltage		IP 
ALE.079	ROLLER	9W	3000K	230VAC	340°	IP65

*Available in other CCT upon request

