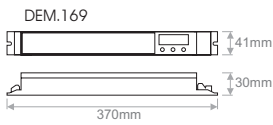

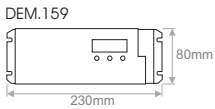




## 4 channels DIMMABLE DMX or DALI or 1/10V or Switch LED DRIVER CONSTANT CURRENT



- DALI & DMX compatible.
- Stand alone operation (colours or show).
- Constant Current LED driver.
- 4 programmable outputs.
- Selectable output current from 200mA to 1050mA.
- Smooth dimming control.

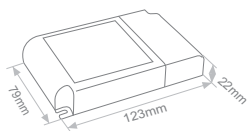


Code	Description	Supply Voltage	Output Voltage	Output Current	Power Consumption at full load	Control Input
<b>DEM.159 &amp; DEM.169</b>	Constant Current driver with 4 controllable outputs	120-250VAC 50-60Hz	max 57V	4ch with selectable output current from 200mA to 1050mA (steps of 50mA)	115W at 230V / 50Hz	DMX / RDM or DALI or 1/10V or Switch or Stand alone operation (colours or effects) or Potentiometer (PCK.206)

## 1 channel DALI TO CONSTANT CURRENT OR CONSTANT VOLTAGE CONVERTER



- Dimmable: DALI



Code	Supply Voltage	Max Power Consumption	1. Constant Current	2. Constant Voltage
<b>PCK.183</b>	110-240VAC 50-60Hz	50W	25W at 350mA 35W at 500mA 50W at 700mA 50W at 750mA 50W at 900mA 50W at 1050mA	50W at 48VDC



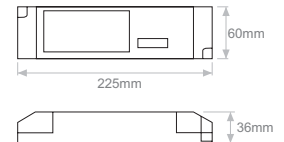
- 3 channels constant current controller.
- Protections: Short circuits, overheating, overloads.



### 3 channels RGB DMX CONTROLLER CONSTANT CURRENT

Code*	Description	Supply Voltage	Output Voltage	Output Current	Power Output	Control Input	IP Rate
PCK.185 /CA	3 channels DMX LED Constant Current Controller	198-264VAC 50-60Hz	42VDC max	3x350mA	36W	DMX512	IP20

\*Note: CA=Common Anode



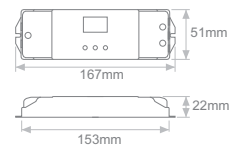
- 3 channels constant current controller



### 3 channels RGB DMX CONTROLLER CONSTANT CURRENT

Code*	Description	Supply Voltage	Output Voltage	Nr. of Channels	Output Current	Power Output	Control Input
DEM.182 /CA	3 channels DMX LED Constant Current controller	12-48VDC	3-42VDC	3	300mA - 0.9-12.6W 350mA - 1-14.7W 500mA - 1.5-21W 650mA - 1.95-27.3W 700mA - 2.1-29.4W		DMX512

\*Note: CA=Common Anode



### 12 channels (4 RGB channels) DMX CONTROLLER CONSTANT CURRENT

Code*	Supply Voltage	Rated Power	Output lines	Output per line	Total Output
<i>Constant Current RGB Controller 350mA</i>					
CDS.303 /CA	100-240V 50/60Hz	165W	4 RGB lines (12 channels)	3x12W (36W for each line)	144W (48W per colour)

\*Note: CA=Common Anode

