



Interior Ceiling Recessed

GALINO



GALINO X


- High efficiency deep reflector.
- Supplied with non-dimmable drivers as standard.
- Dimmable options.
- Cutout for AR111.

LIGHTSOURCE BY
XICATO

5 years LED Module Warranty	1x2 step MacAdam Ellipse Initial	L80/B50 50.000h	C3 50.000h	Ra 83	Ra 98
--	---	---------------------------	----------------------	-----------------	-----------------

Wattage: 1300lm:**11.7W**, 2000lm:**19.5W**, 3000lm:**29.3W**

Model	Colour Temperature	LED Lumen	Type	Colour Rendering	Beam Angle	Colour	Dimming Option
GALINO (GALINO)	(27) 2700K	[X1300] 1300lm per LED	Adjustable	(83) 83	(34) 34°	[WH] White	(00) Without Driver
	(30) 3000K	[X2000] 2000lm per LED					(ND) Non-Dimmable
	(35) 3500K	[X3000] 3000lm per LED					(A1) Analogue (1-10V)
	(40) 4000K						(DX) DMX
							(DL) DALI



- Vibrant V80 available in 3000K
- Emergency version upon request

GALINO (GALINO)	(27) 2700K	[X1300] 1300lm per LED	Adjustable	(98) 98	(34) 34°	[WH] White	(00) Without Driver
	(30) 3000K	[X2000] 2000lm per LED					(ND) Non-Dimmable
	(35) 3500K	[X3000] 3000lm per LED					(A1) Analogue (1-10V)
	(40) 4000K						(DX) DMX
							(DL) DALI

- Beauty series 2700K available in 1300lm or 2000lm CRI95
- Vibrant V95 available in 3000K
- Emergency version upon request

Create your own LED downlight with any possible combination of the above options.

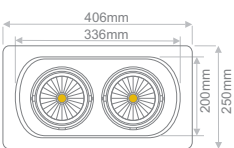
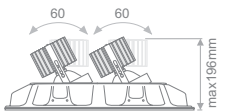
Ordering Code Example:

GALINO- 30 - X2000 - AD - 83 - 34 - WH - A1

Model Colour Temperature LED Lumen Type Colour Rendering Beam Angle Colour Dimming Option

Available upon request:

- ✓ Bluetooth Dimming
- ✓ Emergency version



408x252mm




GALINO B

- High efficiency deep reflector.
- Supplied with non-dimmable drivers as standard.
- Emergency version upon request.
- Dimmable options.
- Increased efficiency
- CRI90 available upon request.

LIGHTSOURCE BY
bridgelux.

2 step MacAdam Ellipse Initial	3 step MacAdam Ellipse Initial	L70/B50 50.000h	Ra 80	Ra 90
---	---	---------------------------	-----------------	-----------------

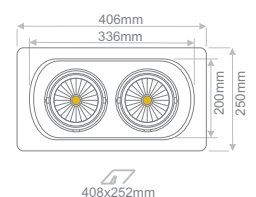
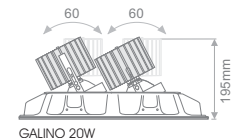
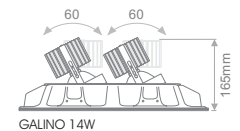


Model	Colour Temperature - LED Lumen	Type	Colour Rendering	Beam Angle	Colour	Dimming Option
GALINO 14.1W (GALINO 14)	(27B1800) 2700K - 1800lm per LED	(AD) Adjustable	(80) 80	(34) 34°	(WH) White	(00) Without Driver
	(30B1882) 3000K - 1882lm per LED					(ND) Non-Dimmable
	(35B1937) 3500K - 1937lm per LED					(A1) Analogue (1-10V)
	(40B1969) 4000K - 1969lm per LED					(DX) DMX
	(50B1933) 5000K - 1933lm per LED					(DL) DALI

- CRI 90 available upon request in different lumen outputs
- Emergency version upon request

GALINO 20W (GALINO 20)	(27B2457) 2700K - 2457lm per LED	(AD) Adjustable	(80) 80	(34) 34°	(WH) White	(00) Without Driver
	(30B2562) 3000K - 2562lm per LED					(ND) Non-Dimmable
	(35B2638) 3500K - 2638lm per LED					(A1) Analogue (1-10V)
	(40B2682) 4000K - 2682lm per LED					(DX) DMX
	(50B2632) 5000K - 2632lm per LED					(DL) DALI

- CRI 90 available upon request in different lumen outputs
- Emergency version upon request



Create your own LED downlight with any possible combination of the above options.

Ordering Code Example:

GALINO 20 - 30B2562 - AD - 80 - 34 - WH - A1

Model Colour Temperature - Lumen LED Type Colour Rendering Beam Angle Colour Dimming Option

Available upon request:

- ✓ Bluetooth Dimming
- ✓ Emergency version








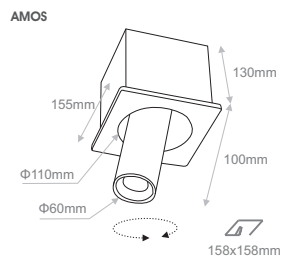
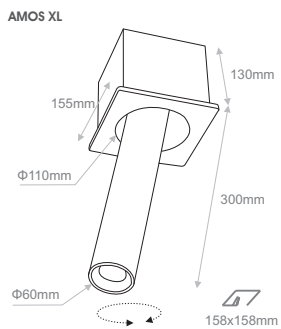
AMOS XL & AMOS



- The base of the luminaire is plaster.
- Ideal for high demanding architectural spaces.
- CREE LED.



Code	Model	LED Source	Watt	Voltage				IP 	
PCR.026	AMOS XL	CREE LED	9W	230VAC	Included	1,83Kg	158x158mm	IP20	
PCR.025	AMOS	CREE LED	9W	230VAC	Included	1,72Kg	158x158mm	IP20	





Interior Ceiling Recessed

VELA



LIGHTSOURCE BY
bridgelux

2 step MacAdam Ellipse Initial	3 step MacAdam Ellipse Initial	L70/B50 50.000h	Ra 80	Ra 90
---	---	---------------------------	-----------------	-----------------

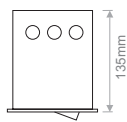
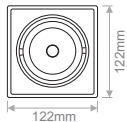
Model	Colour Temperature	- LED Lumen /per LED	Type	Colour Rendering	Beam Angle	Colour	Dimming Option***
VELA 14.7W (VELA 15)	(27B1230)	2700K - 1 230lm per LED	(AD) Adjustable	(70) 70*	(16) 16° (40) 40°	[BL] Black [WH] White	(00) Without Driver
	(30B1340)	3000K - 1 340lm per LED		(80) 80			(ND) Non-Dimmable
	(35B1420)	3500K - 1 420lm per LED		(90) 90**			(A1) Analogue (1-10V)
VELA DOUBLE 29.4W (VELA D30)	(40B1500)	4000K - 1 500lm per LED	(AD) Adjustable	(70) 70*	(16) 16° (40) 40°	[BL] Black [WH] White	(DX) DMX
	(50B1680)	5000K - 1 680lm per LED		(80) 80			(DL) DALI
	(56B1680)	5600K - 1 680lm per LED		(90) 90**			

* 5000 & 5600K only available in CRI 70

** CRI 90 only for 2700K & 3000K

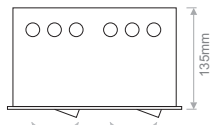
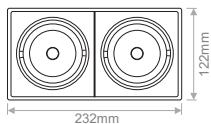
***Emergency version upon request

VELA 15



112x112mm

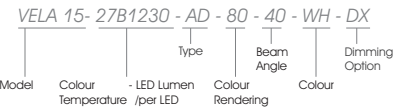
VELA DOUBLE 30



222x112mm

Create your own LED downlight with any possible combination of the above options.

Ordering Code Example:



Available upon request:

- ✓ Bluetooth Dimming
- ✓ Emergency version



Interior Ceiling Recessed

BORRELY DOUBLE SQUARE



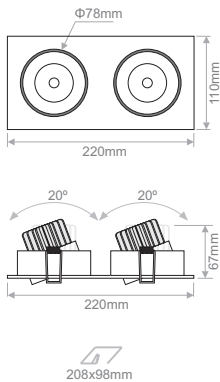
- High efficiency deep reflector with clear cover glass.
- Supplied with non-dimmable drivers as standard.
- Emergency version upon request.
- Dimmable options.
- Increased efficiency
- CRI90 available upon request.

LIGHTSOURCE BY
bridgelux

2 step MacAdam Ellipse Initial	3 step MacAdam Ellipse Initial	L70/B50 50.000h	Ra 80	Ra 90
---	---	---------------------------	-----------------	-----------------

Model	Colour Temperature - LED Lumen	Type	Colour Rendering	Beam Angle	Colour	Dimming Option
BORRELY DOUBLE SQUARE 18.6W (BORRELY DS18)	(27B1022) 2700K - 1022lm per LED	Adjustable (AD)	(80) 80	(38) 38°	(WH) White	(00) Without Driver
	(30B1073) 3000K - 1073lm per LED					(ND) Non-Dimmable
	(35B1074) 3500K - 1074lm per LED					(A1) Analogue (1-10V)
	(40B1128) 4000K - 1128lm per LED					(DX) DMX
	(50B1120) 5000K - 1120lm per LED					(DL) DALI

- CRI 90 available upon request in different lumen outputs
- Emergency version upon request



Create your own LED downlight with any possible combination of the above options.

Ordering Code Example:

BORRELY DS18 - 30B1073 - AD - 80 - 38 - WH - A1

Model Colour Temperature - Lumen LED Type Colour Rendering Beam Angle Colour Dimming Option


Available upon request:


- ✓ Bluetooth Dimming
- ✓ Emergency version



ALCYONE ALUMINIUM


- Decorative Recessed Aluminium Luminaires with single movement
- For MR16 lamps
- Indoor use
- Ideal for general and decorative lighting in hotels, exhibitions, restaurants, houses etc.

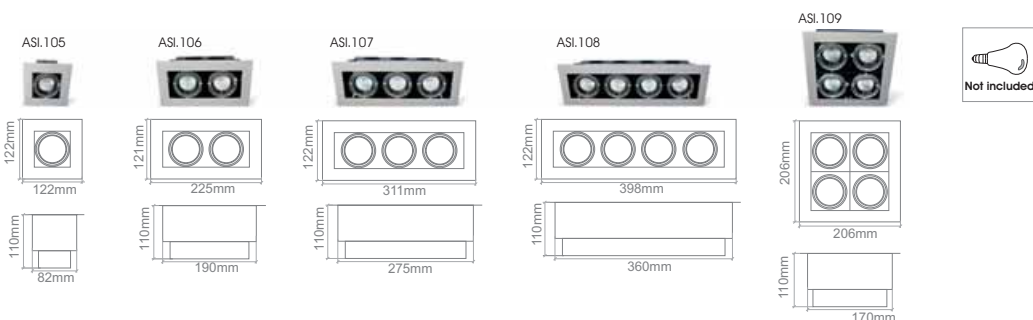
Code	Colour	Lamp	Maximum Consumption		Dimensions	Type
ASI.100	ALUMINIUM	1XMR16	1X50W	Φ80mm	93x 93x25mm	Adjustable
ASI.101	ALUMINIUM	2XMR16	2X50W	77x154mm	93x173x25mm	Adjustable
ASI.102	ALUMINIUM	3XMR16	3X50W	77x234mm	93x252x25mm	Adjustable
ASI.103/RECTANGULAR	ALUMINIUM	4XMR16	4X50W	77x315mm	93x333x25mm	Adjustable
ASI.104/SQUARE	ALUMINIUM	4XMR16	4X50W	154x154mm	173x173x25mm	Adjustable



MIRAM

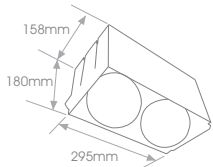
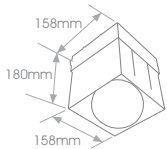
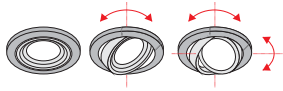
- Decorative Recessed Luminaires with double movement
- Aluminium face
- For MR16 lamps
- Indoor use
- Ideal for general and decorative lighting in coffee shops, lobbies, exhibition rooms, etc.

Code	Colour	Lamp	Maximum Consumption		Dimensions	Type
ASI.105	ALUMINIUM FACE	1XMR16	1X50W	90x82mm	122x122x110mm	Adjustable
ASI.106	ALUMINIUM FACE	2XMR16	2X50W	90x195mm	121x225x110mm	Adjustable
ASI.107	ALUMINIUM FACE	3XMR16	3X50W	90x280mm	122x311x110mm	Adjustable
ASI.108/RECTANGULAR	ALUMINIUM FACE	4XMR16	4X50W	90x365mm	122x398x110mm	Adjustable
ASI.109/SQUARE	ALUMINIUM FACE	4XMR16	4X50W	175x175mm	206x206x110mm	Adjustable






BETA L TRIMLESS

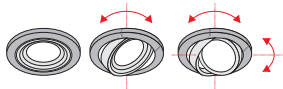


- Decorative recessed luminaires with double movement.
- For AR111 lamps.
- Indoor use.
- Ideal for general and decorative lighting in hotels, exhibitions, restaurants, houses etc.


Code	Colour	Lamp	Maximum Consumption		Dimensions	Type
ASI.121	BLACK	1XAR111	1X100W		164x164mm	Adjustable
ASI.122	BLACK	2XAR111	2X100W		298x164mm	Adjustable
ASI.123	BLACK	3XAR111	3X100W		447x164mm	Adjustable

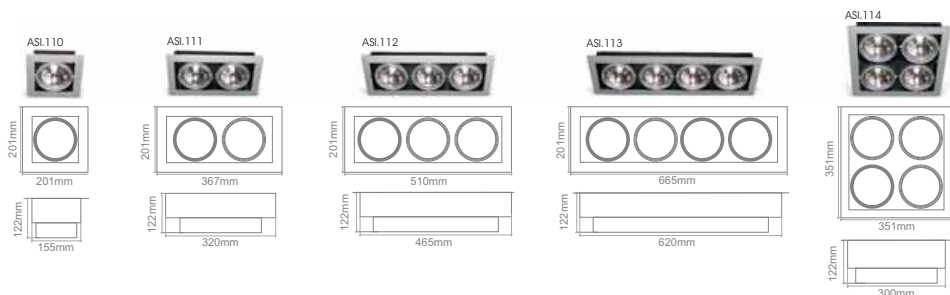


MIRAM L





- Decorative Recessed Luminaires with double movement
- Aluminium face
- For AR111 lamps
- Indoor use
- Ideal for general lighting in shops, shop windows, malls, conference rooms, buildings, etc.

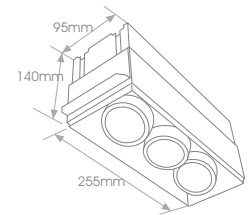
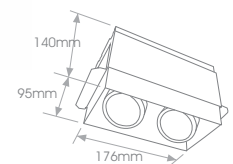
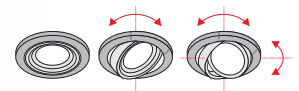
Code	Colour	Lamp	Maximum Consumption		Dimensions	Type
ASI.110	ALUMINIUM FACE	1XAR111	1X100W		160x160mm	Adjustable
ASI.111	ALUMINIUM FACE	2XAR111	2X100W		160x325mm	Adjustable
ASI.112	ALUMINIUM FACE	3XAR111	3X100W		160x470mm	Adjustable
ASI.113/RECTANGULAR	ALUMINIUM FACE	4XAR111	4X100W		160x625mm	Adjustable
ASI.114/SQUARE	ALUMINIUM FACE	4XAR111	4X100W		310x310mm	Adjustable







- Decorative recessed luminaires with double movement.
- For MR16 lamps
- Indoor use
- Ideal for general and decorative lighting in hotels, exhibitions, restaurants, houses etc.

Code	Colour	Lamp	Maximum Consumption		Dimensions	Type	 Not included
ASI.115	BLACK	1XMR16	1X50W	96x96mm	95x95x140mm	Adjustable	
ASI.116	BLACK	2XMR16	2X50W	177x96mm	176x95x140mm	Adjustable	
ASI.117	BLACK	3XMR16	3X50W	256x96mm	255x95x140mm	Adjustable	



- Decorative recessed luminaires with double movement.
- For MR16 lamps.
- Indoor use.
- Ideal for general and decorative lighting in hotels, exhibitions, restaurants, houses etc.

Code	Colour	Lamp	Maximum Consumption		Dimensions	Type	 Not included
ASI.118	WHITE	1XMR16	1X50W	97x97mm	119x119x135mm	Adjustable	
ASI.119	WHITE	2XMR16	2X50W	180x97mm	201x119x135mm	Adjustable	
ASI.120	WHITE	3XMR16	3X50W	257x97mm	280x119x135mm	Adjustable	

