


# GU10 LED LAMPS

SYLVANIA

Lamps, Panels, Modules & PCBs 

## REFLED ES50 V3 NON DIMMABLE




Code	Description	Lamp Holder	Watt	Equivalence	Voltage (50/60Hz)	CCT	Luminus Flux	Current		Dimmable
LED.422	REFLED ES50 V3	GU10	5W	50W	220-240VAC	2700K	345lm	25mA	36°	NO
LED.400	REFLED ES50 V3	GU10	5W	50W	220-240VAC	3000K	345lm	25mA	36°	NO
LED.421	REFLED ES50 V3	GU10	5W	50W	220-240VAC	4000K	345lm	25mA	36°	NO
LED.454	REFLED ES50 V3	GU10	5W	50W	220-240VAC	6500K	345lm	25mA	36°	NO
LED.423	REFLED ES50 V3	GU10	6W	60W	220-240VAC	3000K	425lm	33mA	36°	NO
LED.456	REFLED ES50 V3	GU10	6W	60W	220-240VAC	4000K	425lm	33mA	36°	NO
LED.458	REFLED ES50 V3	GU10	7W	83W	220-240VAC	3000K	600lm	38mA	36°	NO
LED.442	REFLED ES50 V3	GU10	7W	83W	220-240VAC	4000K	600lm	38mA	36°	NO



## REFLED ES50 V3 DIMMABLE




Code	Description	Lamp Holder	Watt	Equivalence	Voltage (50/60Hz)	CCT	Luminus Flux	Current		Dimmable
LED.401	REFLED ES50 V3	GU10	6W	50W	220-240VAC	3000K	345lm	32mA	36°	YES
LED.424	REFLED ES50 V3	GU10	6W	50W	220-240VAC	4000K	345lm	32mA	36°	YES
LED.455	REFLED ES50 V3	GU10	6W	50W	220-240VAC	6500K	345lm	32mA	36°	YES
LED.440	REFLED ES50 V3	GU10	6W	60W	220-240VAC	3000K	425lm	33mA	36°	YES
LED.457	REFLED ES50 V3	GU10	6W	60W	220-240VAC	4000K	425lm	33mA	36°	YES
LED.420	REFLED ES50 V3	GU10	8W	83W	220-240VAC	3000K	600lm	40mA	36°	YES
LED.444	REFLED ES50 V3	GU10	8W	83W	220-240VAC	4000K	600lm	40mA	36°	YES



## REFLED RETRO ES50 V2



Code	Description	Lamp Holder	Watt	Equivalence	Voltage (50/60Hz)	CCT	Luminus Flux	Current		Dimmable
LED.459	REFLED RETRO ES50 V2	GU10	5W	50W	220-240VAC	3000K	345lm	33mA	36°	YES
LED.460	REFLED RETRO ES50 V2	GU10	5.3W	63W	220-240VAC	3000K	450lm	55mA	36°	NO




## MR16 LED LAMPS

SYLVANIA

### REFLED MR16 V3



Code	Description	Lamp Holder	Watt	Equivalence	Voltage (50/60Hz)	CCT	Luminus Flux	Current		Dimmable
LED.461	REFLED MR16 V3	GU5.3	5W	35W	12V	2700K	345lm	650mA	36°	NO
LED.462	REFLED MR16 V3	GU5.3	5W	35W	12V	3000K	345lm	650mA	36°	NO
LED.463	REFLED MR16 V3	GU5.3	5W	35W	12V	4000K	345lm	650mA	36°	NO
LED.464	REFLED MR16 V3	GU5.3	8W	50W	12V	3000K	621lm	1050mA	36°	NO
LED.465	REFLED MR16 V3	GU5.3	8W	50W	12V	4000K	621lm	1050mA	36°	NO




## AR111 LED LAMPS

SYLVANIA

### REFLED SUPERIA AR111



Code	Description	Lamp Holder	Watt	Equivalence	Voltage (50/60Hz)	CCT	Luminus Flux	Current		Dimmable
LED.366	REFLED SUPERIA AR111	G53	6.5W	50W	12V	2700K	450lm	602mA	25°	YES
LED.367	REFLED SUPERIA AR111	G53	6.5W	50W	12V	2700K	450lm	602mA	40°	YES
LED.368	REFLED SUPERIA AR111	G53	10W	75W	12V	2700K	740lm	926mA	25°	YES
LED.369	REFLED SUPERIA AR111	G53	10W	75W	12V	2700K	740lm	926mA	40°	YES
LED.370	REFLED SUPERIA AR111	G53	6.5W	50W	12V	3000K	450lm	602mA	25°	YES
LED.371	REFLED SUPERIA AR111	G53	6.5W	50W	12V	3000K	450lm	602mA	40°	YES
LED.372	REFLED SUPERIA AR111	G53	10W	75W	12V	3000K	740lm	926mA	25°	YES
LED.373	REFLED SUPERIA AR111	G53	10W	75W	12V	3000K	740lm	926mA	40°	YES
LED.374	REFLED SUPERIA AR111	G53	13W	100W	12V	3000K	905lm	1204mA	25°	YES
LED.278	REFLED SUPERIA AR111	G53	13W	100W	12V	3000K	905lm	1204mA	40°	YES




## ES111 LED LAMPS

SYLVANIA

### REFLED ES111



Code	Description	Lamp Holder	Watt	Equivalence	Voltage (50/60Hz)	CCT	Luminus Flux	Current		Dimmable
LED.438	REFLED ES111	GU10	11.5W	122W	220-240VAC	3000K	1000lm	55mA	25°	YES




# MR11 LED LAMPS

SYLVANIA

Lamps, Panels, Modules & PCBs 

## REFLED MR11 V3

SYLVANIA 

Code	Description	Lamp Holder	Watt	Equivalence	Voltage (50/60Hz)	CCT	Luminus Flux	Current		Dimmable
LED.375	REFLED MR11 V3	G4	2.6W	20W	12V	3000K	184lm	310mA	36°	NO




# G4 LED LAMPS

SYLVANIA

## TOLEDO G4

SYLVANIA 

Code	Description	Lamp Holder	Watt	Equivalence	Voltage (50/60Hz)	CCT	Luminus Flux	Current		Dimmable
LED.452	TOLEDO G4	GU4	2.2W	20W	12VAC	2700K	200lm	400mA	300°	NO




# G9 LED LAMPS

SYLVANIA

## TOLEDO G9

SYLVANIA 

Code	Description	Lamp Holder	Watt	Equivalence	Voltage (50/60Hz)	CCT	Luminus Flux	Current		Dimmable
LED.466	TOLEDO G9	G9	2.1W	20W	220-240VAC	2700K	200lm	100mA	300°	NO



# GLS LED LAMPS

SYLVANIA

## TOLEDO GLS NON DIMMABLE



Code	Description	Lamp Holder	Watt	Equivalence	Voltage (50/60Hz)	CCT	Luminus Flux	Current		Dimmable
LED.451	TOLEDO GLS NON DIMMABLE	E27	5.5W	40W	220-240VAC	2700K	470lm	48mA	240°	NO
LED.446	TOLEDO GLS NON DIMMABLE	E27	9W	60W	220-240VAC	2700K	810lm	78mA	220°	NO
LED.416	TOLEDO GLS NON DIMMABLE	E27	11.5W	75W	220-240VAC	2700K	1060lm	91mA	220°	NO



## TOLEDO GLS DIMMABLE



Code	Description	Lamp Holder	Watt	Equivalence	Voltage (50/60Hz)	CCT	Luminus Flux	Current		Dimmable
LED.467	TOLEDO GLS DIMMABLE	E27	10W	60W	220-240VAC	2700K	810lm	47mA	220°	YES
LED.414	TOLEDO GLS DIMMABLE	E27	12.5W	75W	220-240VAC	2700K	1055lm	69mA	220°	YES
LED.468	TOLEDO GLS DIMMABLE	E27	16W	100W	220-240VAC	2700K	1521lm	74mA	220°	YES



LED.468

# CANDLES

SYLVANIA

## ToLEDo RT Candle



Code	Description	Lamp Holder	Watt	Equivalence	Voltage (50/60Hz)	CCT	Luminus Flux	Current	Dimmable
LED.472	CANDLE LED	E14	2W	25W	220-240VAC	2700K	250lm	20mA	NO
LED.473	CANDLE LED	E14	4W	37W	220-240VAC	2700K	420lm	32mA	NO



LED.472

LED.473

# GLOBE

SYLVANIA

## ToLEDo RT G80 +G120



Code	Description	Lamp Holder	Watt	Equivalence	Voltage (50/60Hz)	CCT	Luminus Flux		Dimmable
LED.474	ToLEDo RT G80	E27	4W	40W	220-240VAC	2700K	470lm	300°	NO
LED.475	ToLEDo RT G120	E27	7.7W	-	220-240VAC	2700K	1055lm	360°	NO



LED.474


LED.475

## PAR LED SYLVANIA

Lamps, Panels, Modules & PCBs 

### PAR LED 20


SYLVANIA 

Code	Description	Lamp Holder	Watt	Equivalence	Voltage (50/60Hz)	CCT	Luminus Flux	Current		Dimmable
LED.469	PAR LED 20	E27	6W	53W	220-240VAC	3000K	375lm	30mA	30°	YES



### PAR LED 30


SYLVANIA 

Code	Description	Lamp Holder	Watt	Equivalence	Voltage (50/60Hz)	CCT	Luminus Flux	Current		Dimmable
LED.470	PAR LED 30	E27	9W	89W	220-240VAC	3000K	760lm	72mA	30°	YES



### PAR LED 38

SYLVANIA 

Code	Description	Lamp Holder	Watt	Equivalence	Voltage (50/60Hz)	CCT	Luminus Flux	Current		Dimmable
LED.471	PAR LED 38	E27	14W	120W	220-240VAC	3000K	1035lm	79mA	30°	YES



## T8 LED LAMPS SYLVANIA



### ToLEDo T8

SYLVANIA 

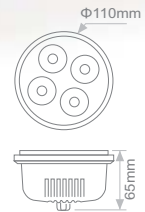
Code	Description	Lamp Holder	Watt	Voltage (50/60Hz)	CCT	Luminus Flux
LED.476	ToLEDo T8	G13	10W	220-240VAC	3000K	1000lm
LED.477	ToLEDo T8	G13	10W	220-240VAC	4000K	1000lm
LED.478	ToLEDo T8	G13	10W	220-240VAC	6500K	1000lm
LED.479	ToLEDo T8	G13	20W	220-240VAC	3000K	2000lm
LED.480	ToLEDo T8	G13	20W	220-240VAC	4000K	2000lm
LED.481	ToLEDo T8	G13	20W	220-240VAC	6500K	2000lm
LED.483	ToLEDo T8	G13	30W	220-240VAC	4000K	3000lm
LED.484	ToLEDo T8	G13	30W	220-240VAC	6500K	3000lm

- Dimmable through ELECTRON Constant Current LED drivers and CDS.303.
- Ideal for ambient & decorative lighting.



Code	Description	No.LED	Colour	Lamp Holder	Watt	Constant Current	Diameter*	Beam Angle
ALI.250	NAVI 13.5W	4	RGB	CABLE	13.5W	350mA	110mm	20°

\*Cutout for AR111.



## HOMOGENEOUS 5VDC

- RGB: Management through:
- DMX 512 controllers.
  - Wireless IR & RF control units.
  - DALI Protocol devices.

Code	Description	No.LED	Colour	Lamp Holder	Watt	Voltage	Diameter	Beam Angle
LED.301 /CC	HOMOGENEOUS 5W	1	RGB	CABLE	5W	5VDC	51mm	45°



- RGB/AWB: Management through:
- DMX 512 controllers.
  - Wireless IR & RF control units.
  - DALI Protocol devices.

## MR16 RGB 24VDC

Code	Description	No.LED	Colour	Lamp Holder	Watt	Voltage	Diameter	Beam Angle
<i>RGB / MR16</i>								
LED.025 /CC	MULTI-LED CABLE 3.6W	36 (12/colour)	RGB	CABLE	3.6W	24VDC	51mm	25°
LED.054 /CC	MULTI-LED CABLE 3.6W	36 (12/colour)	RGB	CABLE	3.6W	24VDC	51mm	120°
<i>AWB / MR16</i>								
LED.088 /CC	MULTI-LED CABLE 3.6W	36 (12/colour)	AWB	CABLE	3.6W	24VDC	51mm	25°

